

M. E. S. PONNANI COLLEGE

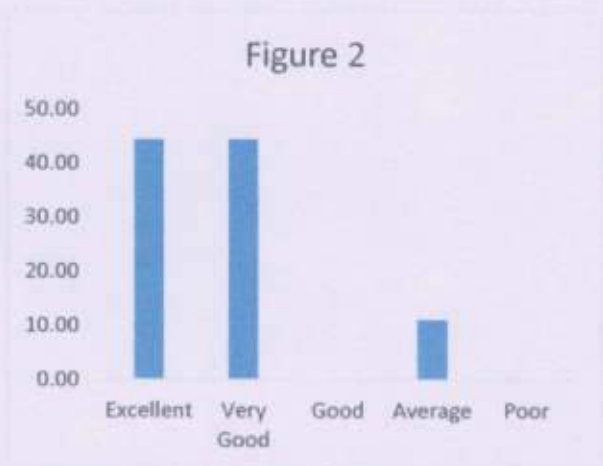
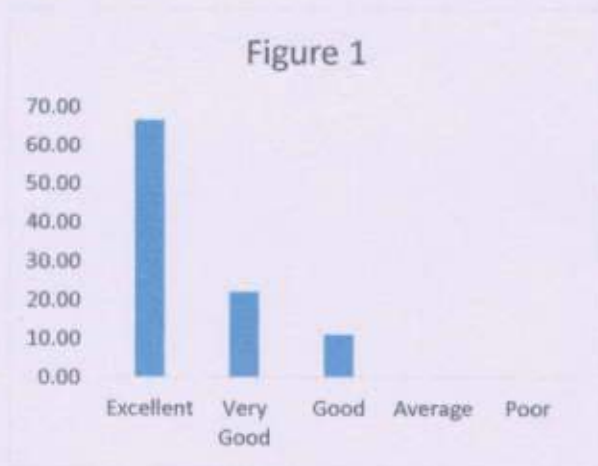
Ponnani South P.O, Malappuram Dist., KERALA-679 586, Phone: +91 4942666077

Website: mesponnanicollege.com E-mail: principal.mesponnani.org

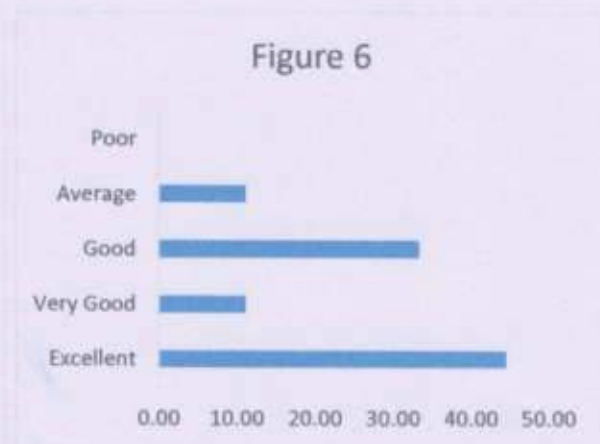
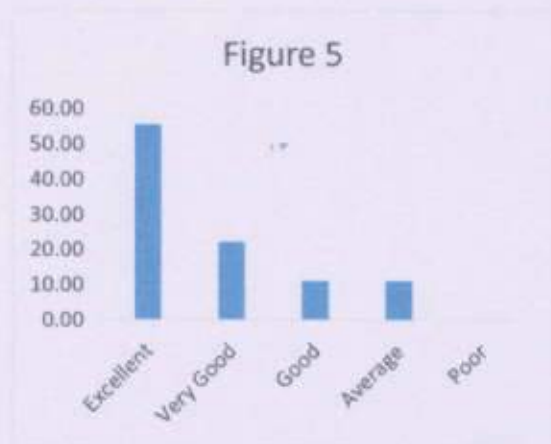
EMPLOYER FEEDBACK ON CURRICULUM-2016-2017

Sl. No	Queries	Percentage Response				
		Excellent	Very Good	Good	Average	Poor
1	How do you rate relevance of the courses in relation to the program?	66.67	22.22	11.11	0.00	0.00
2	How do you rate the sufficiency of the courses related to industry that are included in the program?	44.44	44.44	0.00	11.11	0.00
3	How do you rate the competencies/ outcomes in relation to the course content?	44.44	44.44	11.11	0.00	0.00
4	How do you rate the relevance of the topics to the Industry?	55.56	22.22	22.22	0.00	0.00
5	Rate the offering of the in relation to the specialization streams?	55.56	22.22	11.11	11.11	0.00
6	How do you rate the offering of the electives in relation to the Technological advancements?	44.44	11.11	33.33	11.11	0.00
7	How do you rate the applicability of the domains and the tools used for designing the experiments in terms of existing practices in the Industry?	66.67	22.22	22.22	11.11	0.00
8	How do you rate the experiments in terms of their relevance to the real life application?	66.67	0.00	22.22	11.11	0.00
9	How do you rate the proficiency of our students working with you?	22.22	66.67	11.11	0.00	0.00

The first question was about the rate relevance of the courses in relation to the program. The feedback given should be the choice like excellent, very good, good, average and poor in all the questions in the curriculum. Sixty-six percent commented excellent and 22% graded very good (Fig. 1). The second question was about the sufficiency of the courses related to industry that are included in the program. Forty four percentage employees agreed with excellent and very good (Fig. 2). Third and 4th question was about the competencies/ outcomes in relation to the course content and relevance of the topics to the industry. More than 40% employee marked excellent for both the questions (Fig. 3 and Fig. 4).



The next 4 questions in the employee feedback form were related to the curriculum and the impact in industry and the relevance of experiments in the curriculum with real life. Fifty five percentage of the employee responded excellent and 22% responded very good (Fig. 5). Forty four percent responded excellent for elective papers in curriculum in relation to the technological advancement and 33% responded good (Fig. 6).



More than 65% responded excellent for the experiments included in the curriculum which helped for their industrial and real life applications (Fig. 7 and Fig. 8). Sixty six percent employees rated very good with the students working with them (Fig 9).



Principal
 MES Ponnani College
 Ponnani South - 679 586